

Real Estate Market Activity Table

Regional Residential

2008 Annual

Current Existing Home Market

Price Range	End of Yr Listings	Annual Sales	Sales / Month	Months Supply	DOMP (Median)	P/SF (Median)	SP/LP (Median)	Sales Volume	Price Range
0-99	1020	919	76.6	13.3	65	\$60	96.5%	\$67,236,756	0-99
100-149	1527	1313	109.4	14.0	73	\$83	97.6%	\$161,553,387	100-149
150-199	965	823	68.6	14.1	72	\$90	97.0%	\$138,313,452	150-199
200-249	471	411	34.3	13.8	89	\$95	96.1%	\$89,291,696	200-249
250-299	374	264	22.0	17.0	104	\$102	95.9%	\$69,332,614	250-299
300-349	211	148	12.3	17.1	71	\$106	95.7%	\$46,463,542	300-349
350-399	193	129	10.8	18.0	126	\$112	95.0%	\$45,857,440	350-399
400-449	77	57	4.8	16.2	91	\$121	94.6%	\$22,867,645	400-449
450-499	97	65	5.4	17.9	130	\$116	94.9%	\$29,212,574	450-499
500-549	54	30	2.5	21.6	84	\$129	95.0%	\$14,939,140	500-549
550-599	45	33	2.8	16.4	71	\$131	94.9%	\$17,988,483	550-599
600-699	61	27	2.3	27.1	70	\$147	94.9%	\$16,630,100	600-699
700-799	35	11	0.9	38.2	97	\$161	93.0%	\$7,451,000	700-799
800-999	53	15	1.3	42.4	133	\$145	89.4%	\$12,061,000	800-999
1,000+	62	6	0.5	84.0	111	\$196	85.8%	\$5,955,000	1,000+
Totals	5,245	4,251	354.3	14.8	77	\$86	96.7%	\$745,153,829	Totals

Current New Construction Market

Price Range	End of Yr Listings	Annual Sales	Sales / Month	Months Supply	DOMP (Median)	P/SF (Median)	SP/LP (Median)	Sales Volume	Price Range
0-99	10	8	0.7	15.0	123	\$61	99.8%	\$698,600	0-99
100-149	240	395	32.9	7.3	86	\$91	100.0%	\$51,961,161	100-149
150-199	204	247	20.6	9.9	90	\$97	100.0%	\$42,753,926	150-199
200-249	127	155	12.9	9.8	96	\$107	100.0%	\$34,152,918	200-249
250-299	43	85	7.1	6.1	110	\$105	96.7%	\$22,553,534	250-299
300-349	28	37	3.1	9.1	194	\$105	96.2%	\$11,567,557	300-349
350-399	18	22	1.8	9.8	161	\$112	98.7%	\$7,991,720	350-399
400-449	21	18	1.5	14.0	90	\$130	99.1%	\$7,590,777	400-449
450-499	17	17	1.4	12.0	144	\$130	97.0%	\$7,784,466	450-499
500-549	6	4	0.3	18.0	226	\$138	99.2%	\$2,102,060	500-549
550-599	8	3	0.3	32.0	132	\$129	98.3%	\$1,647,000	550-599
600-699	7	6	0.5	14.0	155	\$157	99.6%	\$3,795,403	600-699
700-799	5	5	0.4	12.0	169	\$164	96.1%	\$3,660,500	700-799
800-999	11	2	0.2	66.0	277	\$161	94.8%	\$1,864,000	800-999
1,000+	9	2	0.2	54.0	66	\$212	93.8%	\$2,368,258	1,000+
Totals	754	1,006	83.8	9.0	97	\$98	100.0%	\$202,491,880	Totals

Total Market-All Price Categories

End of Year and Annual

End of Yr Listings	Annual Sales	Ave Sales / Month	Months Supply	DOMP (Median)	P/SF (Median)	SP/LP (Median)	Sales Volume
5,999	5,257	438.1	13.7	80	\$89.0	97.2%	\$947,645,709

Median Sales Prices

Existing	New Cons	Total
\$142,500	\$168,238	\$148,900

Data is taken from the MLS database on the 12th of January in the year following and should be considered a preliminary report
Sales and listings not in the database and Time Shares are excluded.

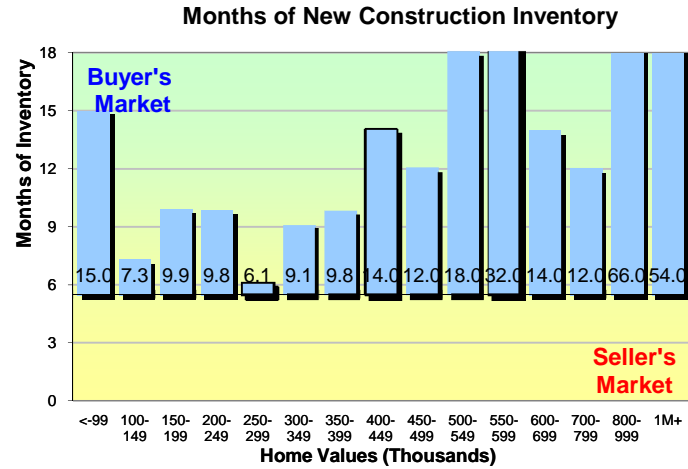
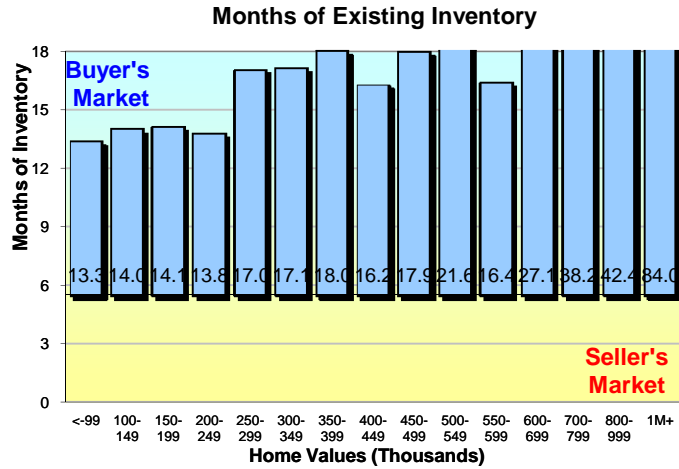
Copyright 2008 by



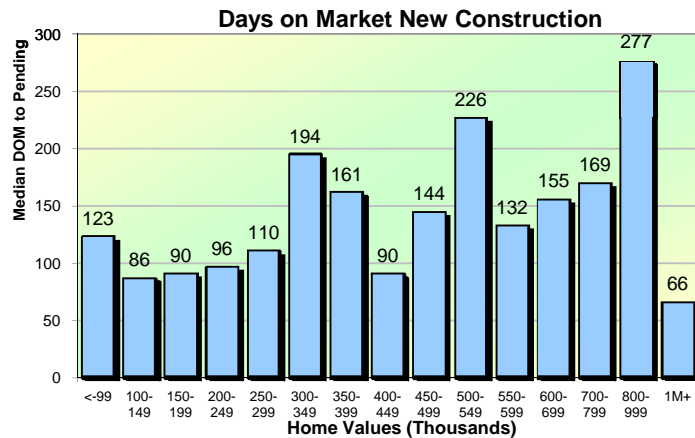
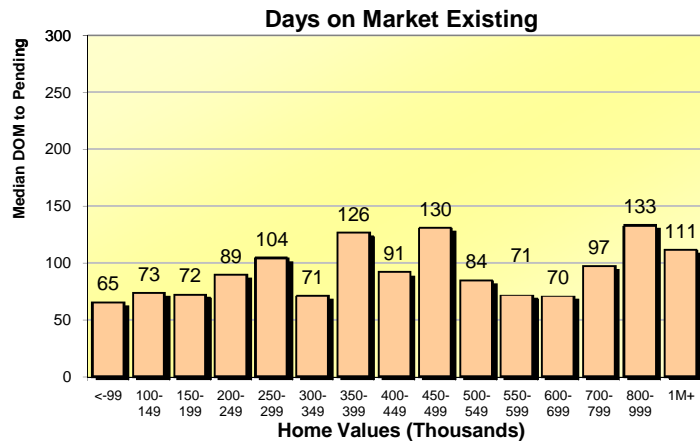
www.moundata.com

An independent real estate data compilation and verification company

Months of Inventory 2008 Annual Regional Market Residential



Days-On-Market to Pending Graphs



Data is taken from the MLS database on the 12th of January in the year following and should be considered a preliminary report. Sales and listings not on the database and Time Shares are excluded.

Copyright 2008 By: **MOUNT**  **DATA** www.mountdata.com

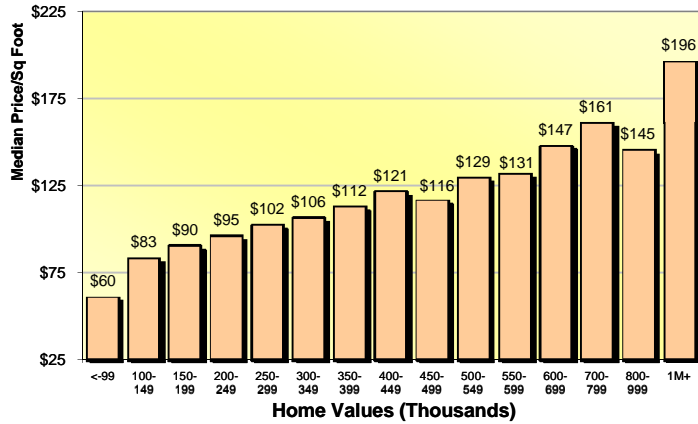
An independent real estate data compilation and verification company

Median Price Per Square Foot Graphs

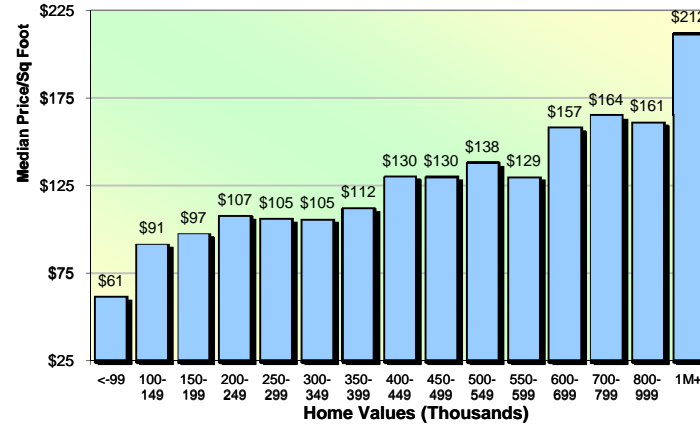
2008 Annual

Regional Market Residential

Current Existing Price Per Square Foot

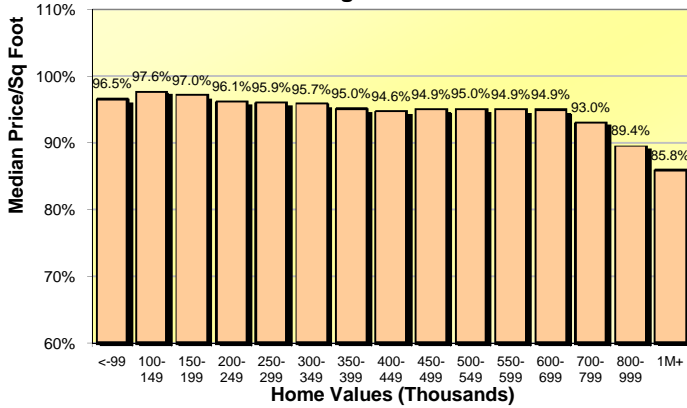


Current New Construction Price Per Square Foot

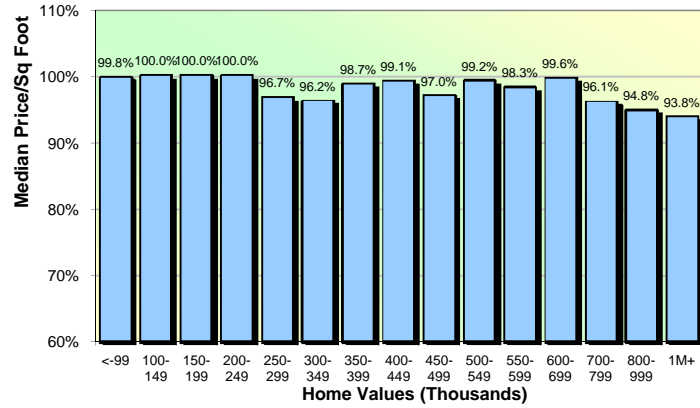


Median Sale Price to List Price Ratio Graphs

Current Existing Sale Price to List Price



Current New Construction Sale Price to List Price



Data is taken from the MLS database on the 12th of January in the year following and should be considered a preliminary report. Sales and listings not on the database and Time Shares are excluded. Data is through the end of the previous month.

Copyright 2008 By: **MOUNT**  **DATA** www.mountdata.com

An independent real estate data compilation and verification company