

Real Estate Market Activity Table

Regional Residential

2007 Annual

Current Existing Home Market

Price Range	End of Yr Listings	Annual Sales	Sales / Month	Months Supply	DOMP (Median)	P/SF (Median)	SP/LP (Median)	Sales Volume	Price Range
0-99	690	738	61.5	11.2	53	\$73	98.4%	\$56,629,139	0-99
100-149	1452	1791	149.3	9.7	62	\$90	98.6%	\$222,209,430	100-149
150-199	1138	1125	93.8	12.1	71	\$94	97.7%	\$189,759,680	150-199
200-249	546	474	39.5	13.8	78	\$99	96.9%	\$103,685,563	200-249
250-299	423	353	29.4	14.4	93	\$105	96.7%	\$94,873,664	250-299
300-349	229	191	15.9	14.4	76	\$107	97.0%	\$60,503,574	300-349
350-399	221	130	10.8	20.4	111	\$116	97.1%	\$47,171,425	350-399
400-449	117	84	7.0	16.7	90	\$125	95.8%	\$34,442,595	400-449
450-499	110	73	6.1	18.1	93	\$127	95.8%	\$33,311,060	450-499
500-549	51	34	2.8	18.0	65	\$136	96.0%	\$17,069,830	500-549
550-599	50	26	2.2	23.1	93	\$150	96.1%	\$14,083,595	550-599
600-699	59	39	3.3	18.2	109	\$139	94.0%	\$24,380,350	600-699
700-799	42	10	0.8	50.4	109	\$157	94.5%	\$7,357,000	700-799
800-999	56	12	1.0	56.0	70	\$173	94.6%	\$10,146,100	800-999
1,000+	53	9	0.8	70.7	71	\$208	90.0%	\$10,437,000	1,000+
Totals	5,237	5,089	424.1	12.3	68	\$94	97.7%	\$926,060,005	Totals

Current New Construction Market

Price Range	End of Yr Listings	Annual Sales	Sales / Month	Months Supply	DOMP (Median)	P/SF (Median)	SP/LP (Median)	Sales Volume	Price Range
0-99	36	3	0.3	84.0	68	\$52	100.0%	\$265,400	0-99
100-149	555	524	43.7	12.7	89	\$97	100.0%	\$69,745,318	100-149
150-199	404	490	40.8	9.9	110	\$103	100.0%	\$84,589,615	150-199
200-249	223	229	19.1	11.7	106	\$108	99.6%	\$50,888,766	200-249
250-299	119	157	13.1	9.1	144	\$110	97.6%	\$41,360,518	250-299
300-349	50	68	5.7	8.8	154	\$111	97.9%	\$21,395,665	300-349
350-399	50	52	4.3	11.5	159	\$118	98.2%	\$19,205,430	350-399
400-449	35	28	2.3	15.0	121	\$130	99.5%	\$11,657,492	400-449
450-499	33	16	1.3	24.8	158	\$131	98.3%	\$7,387,600	450-499
500-549	15	7	0.6	25.7	136	\$136	97.3%	\$3,566,000	500-549
550-599	8	7	0.6	13.7	260	\$130	94.1%	\$3,727,200	550-599
600-699	15	12	1.0	15.0	80	\$147	98.5%	\$7,554,257	600-699
700-799	11	6	0.5	22.0	228	\$145	93.3%	\$4,098,000	700-799
800-999	10	4	0.3	30.0	224	\$171	98.6%	\$3,668,500	800-999
1,000+	7	3	0.3	28.0	170	\$211	95.0%	\$3,466,111	1,000+
Totals	1,571	1,606	133.8	11.7	111	\$103	100.0%	\$332,575,872	Totals

Total Market-All Price Categories

End of Year and Annual

End of Yr Listings	Annual Sales	Ave Sales / Month	Months Supply	DOMP (Median)	P/SF (Median)	SP/LP (Median)	Sales Volume
6,808	6,695	557.9	12.2	76	\$96.3	98.2%	\$1,258,635,877

Median Sales Prices

Existing	New Cons	Total
\$147,900	\$174,900	\$155,000

Data is taken from the MLS database on the 12th of January in the year following and should be considered a preliminary report
Sales and listings not in the database and Time Shares are excluded.

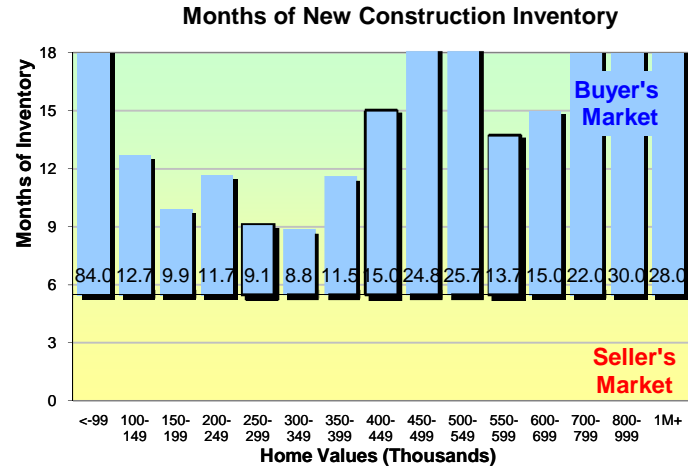
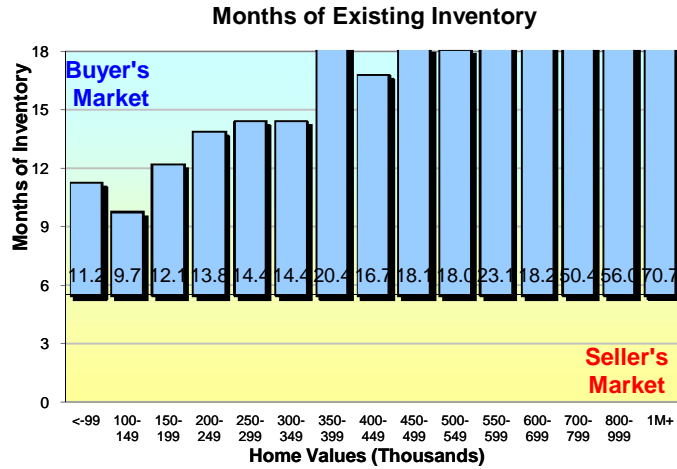
Copyright 2008 by



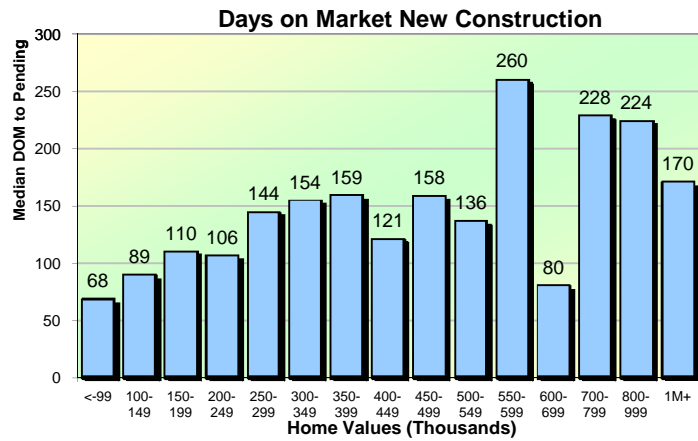
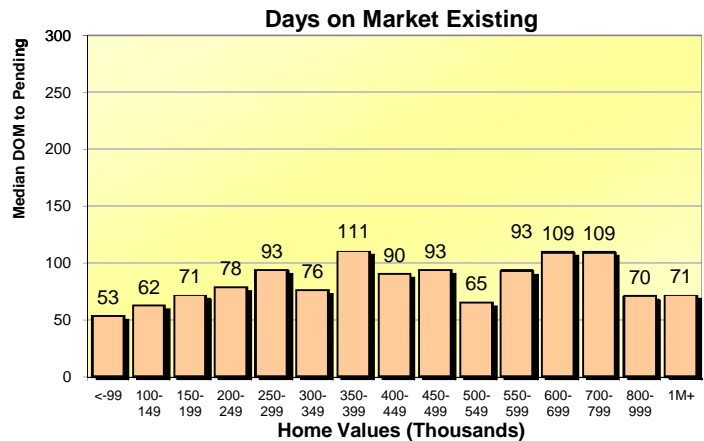
www.mountdata.com

An independent real estate data compilation and verification company

Months of Inventory 2007 Annual Regional Market Residential



Days-On-Market to Pending Graphs



Data is taken from the MLS database on the 12th of January in the year following and should be considered a preliminary report. Sales and listings not on the database and Time Shares are excluded.

Copyright 2008 By: **MOUNT** **DATA** www.mountdata.com

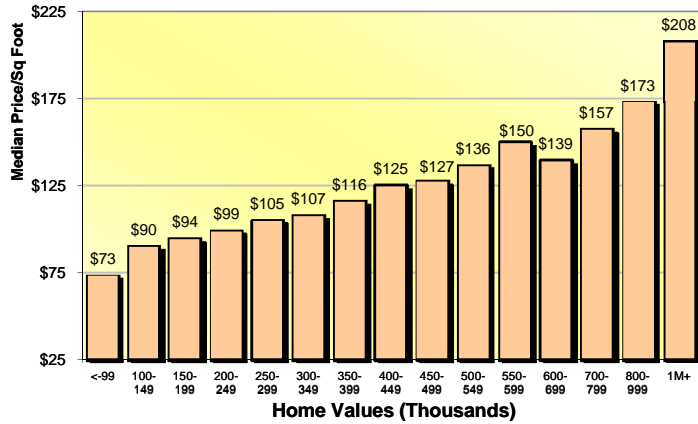
An independent real estate data compilation and verification company

Median Price Per Square Foot Graphs

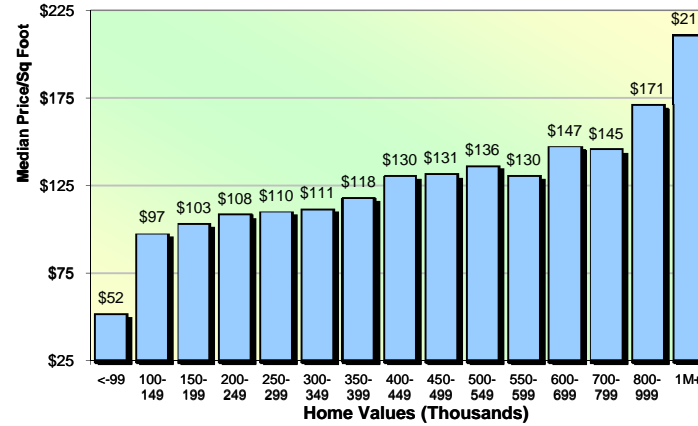
2007 Annual

Regional Market Residential

Current Existing Price Per Square Foot

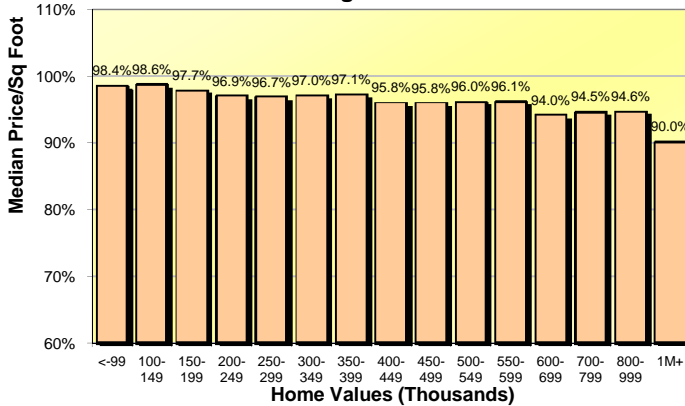


Current New Construction Price Per Square Foot

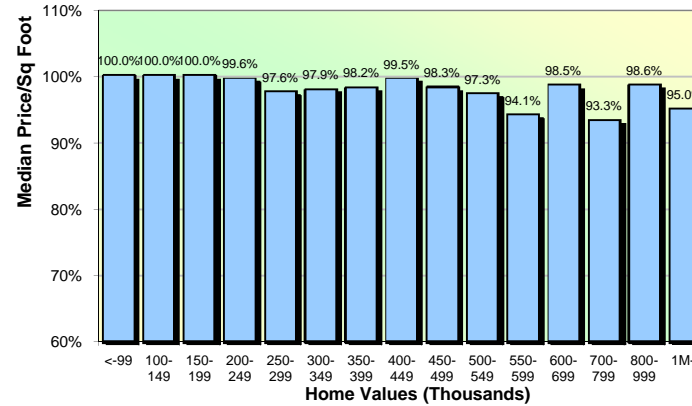


Median Sale Price to List Price Ratio Graphs

Current Existing Sale Price to List Price



Current New Construction Sale Price to List Price



Data is taken from the MLS database on the 12th of January in the year following and should be considered a preliminary report. Sales and listings not on the database and Time Shares are excluded. Data is through the end of the previous month.

Copyright 2008 By: **MOUNT DATA** www.mountdata.com

An independent real estate data compilation and verification company