

Real Estate Market Activity Table

Regional Residential

2006 Annual

Current Existing Home Market

Price Range	End of Yr Listings	Annual Sales	Sales / Month	Months Supply	DOMP (Median)	P/SF (Median)	SP/LP (Median)	Sales Volume	Price Range
0-99	416	913	76.1	5.5	30	\$74	98.9%	\$71,763,544	0-99
100-149	1327	2339	194.9	6.8	43	\$91	99.9%	\$293,776,305	100-149
150-199	1114	1376	114.7	9.7	60	\$95	98.7%	\$235,321,907	150-199
200-249	462	631	52.6	8.8	72	\$103	98.0%	\$139,255,247	200-249
250-299	394	436	36.3	10.8	78	\$107	97.7%	\$116,693,841	250-299
300-349	205	213	17.8	11.5	77	\$114	97.0%	\$67,215,679	300-349
350-399	181	169	14.1	12.9	108	\$119	97.5%	\$62,028,210	350-399
400-449	125	89	7.4	16.9	105	\$123	96.7%	\$36,604,827	400-449
450-499	100	86	7.2	14.0	123	\$131	98.0%	\$40,071,306	450-499
500-549	35	36	3.0	11.7	76	\$134	97.5%	\$18,802,593	500-549
550-599	62	33	2.8	22.5	88	\$141	97.0%	\$18,286,000	550-599
600-699	55	43	3.6	15.3	119	\$151	93.6%	\$26,597,106	600-699
700-799	33	22	1.8	18.0	92	\$153	95.8%	\$15,953,424	700-799
800-999	43	15	1.3	34.4	138	\$189	97.1%	\$13,189,951	800-999
1,000+	39	10	0.8	46.8	172	\$219	92.3%	\$13,830,250	1,000+
Totals	4,591	6,411	534.3	8.6	53	\$95	98.7%	\$1,169,390,190	Totals

Current New Construction Market

Price Range	End of Yr Listings	Annual Sales	Sales / Month	Months Supply	DOMP (Median)	P/SF (Median)	SP/LP (Median)	Sales Volume	Price Range
0-99	24	18	1.5	16.0	46	\$83	100.0%	\$1,612,910	0-99
100-149	550	426	35.5	15.5	75	\$97	100.0%	\$57,298,038	100-149
150-199	616	525	43.8	14.1	85	\$102	100.0%	\$91,310,206	150-199
200-249	322	254	21.2	15.2	62	\$107	100.0%	\$56,934,034	200-249
250-299	253	171	14.3	17.8	84	\$112	99.6%	\$46,382,998	250-299
300-349	140	72	6.0	23.3	93	\$114	98.8%	\$23,204,887	300-349
350-399	118	49	4.1	28.9	118	\$120	98.2%	\$18,056,151	350-399
400-449	48	30	2.5	19.2	108	\$122	98.7%	\$12,511,185	400-449
450-499	41	13	1.1	37.8	52	\$130	99.4%	\$6,048,000	450-499
500-549	28	7	0.6	48.0	46	\$134	100.0%	\$3,629,263	500-549
550-599	22	5	0.4	52.8	98	\$133	99.1%	\$2,789,500	550-599
600-699	19	5	0.4	45.6	127	\$153	90.6%	\$3,083,000	600-699
700-799	17	3	0.3	68.0	40	\$165	102.0%	\$2,318,089	700-799
800-999	17	5	0.4	40.8	143	\$200	100.0%	\$4,684,337	800-999
1,000+	6	0	0.0	84.0	---	---	---	\$0	1,000+
Totals	2,221	1,583	131.9	16.8	80	\$103	100.0%	\$329,862,598	Totals

Total Market-All Price Categories

End of Year and Annual

End of Yr Listings	Annual Sales	Ave Sales / Month	Months Supply	DOMP (Median)	P/SF (Median)	SP/LP (Median)	Sales Volume
6,812	7,994	666.2	10.2	58	\$96.8	99.1%	\$1,499,252,788

Median Sales Prices

Existing	New Cons	Total
\$148,000	\$180,500	\$155,000

Data is taken from the MLS database on the 12th of January in the year following and should be considered a preliminary report
Sales and listings not in the database and Time Shares are excluded.

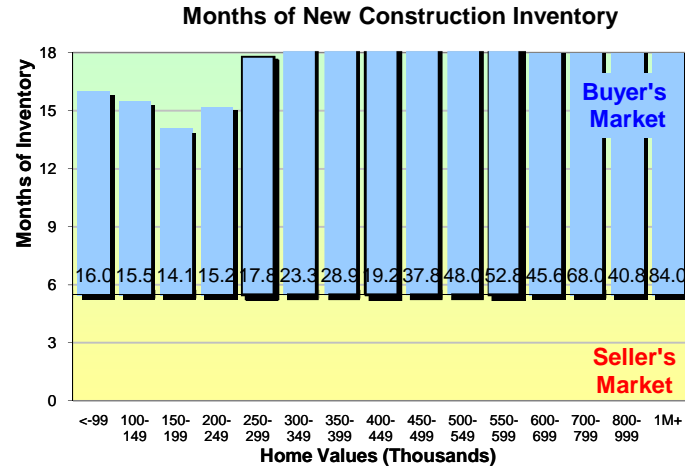
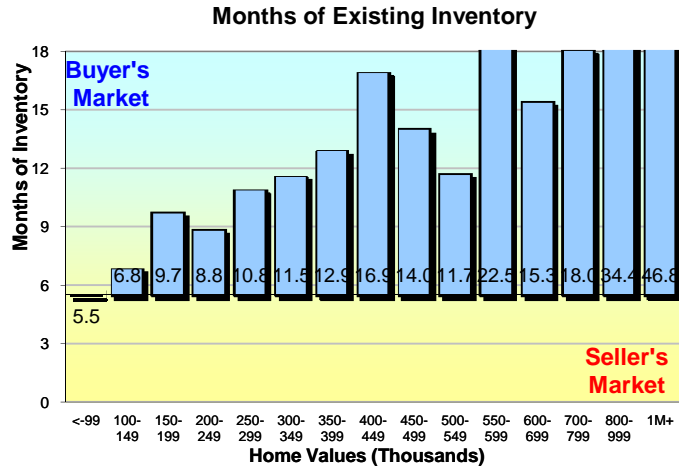
Copyright 2008 by



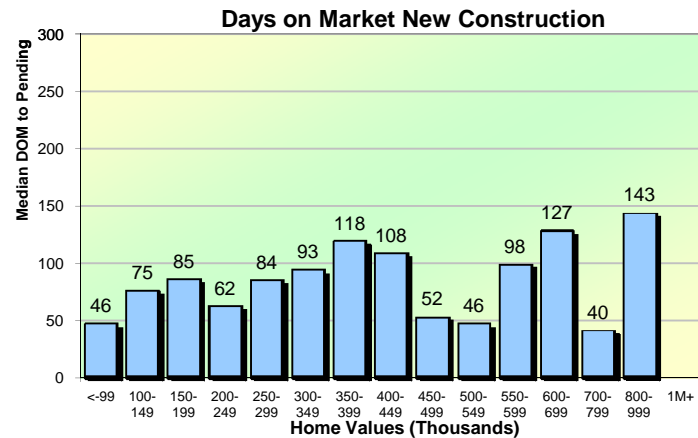
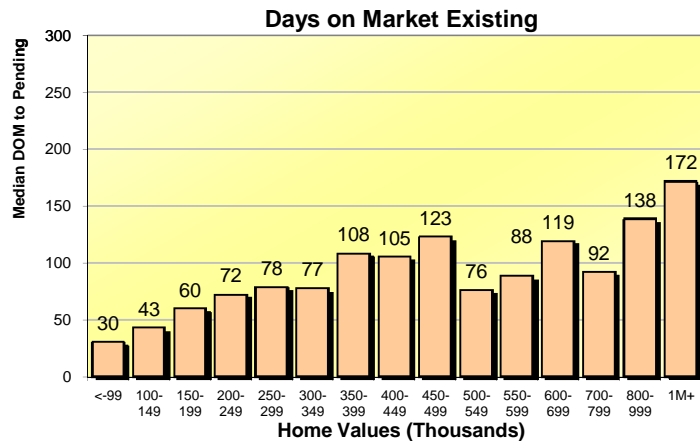
www.mountdata.com

An independent real estate data compilation and verification company

Months of Inventory 2006 Annual Regional Market Residential



Days-On-Market to Pending Graphs



Data is taken from the MLS database on the 12th of January in the year following and should be considered a preliminary report. Sales and listings not on the database and Time Shares are excluded.

Copyright 2008 By: **MOUNT** **DATA** www.mountdata.com

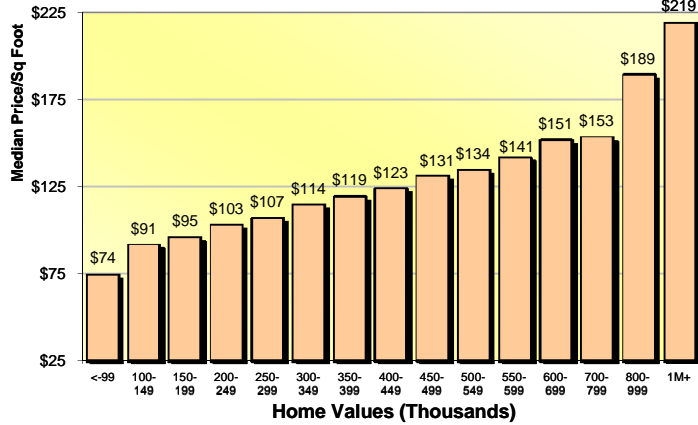
An independent real estate data compilation and verification company

Median Price Per Square Foot Graphs

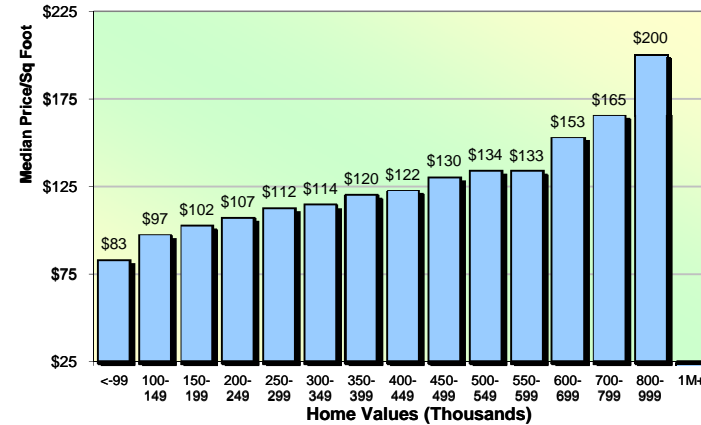
2006 Annual

Regional Market Residential

Current Existing Price Per Square Foot

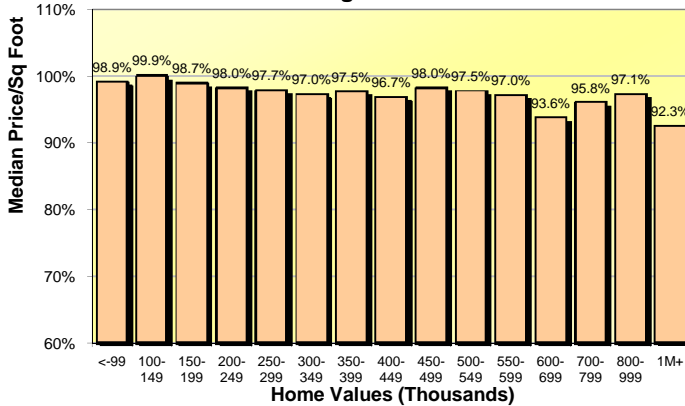


Current New Construction Price Per Square Foot

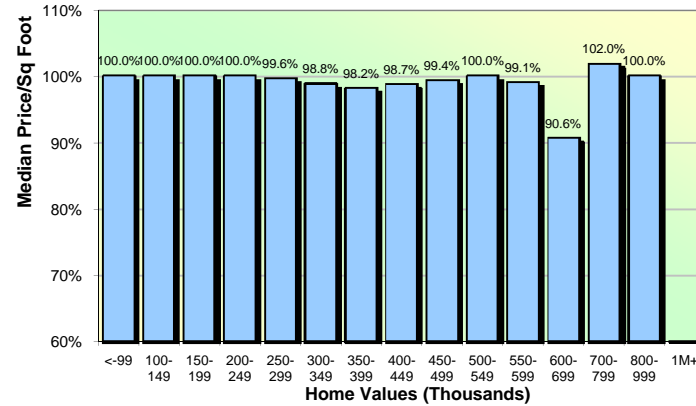


Median Sale Price to List Price Ratio Graphs

Current Existing Sale Price to List Price



Current New Construction Sale Price to List Price



Data is taken from the MLS database on the 12th of January in the year following and should be considered a preliminary report. Sales and listings not on the database and Time Shares are excluded. Data is through the end of the previous month.

Copyright 2008 By: **MOUNT** **DATA** www.mountdata.com

An independent real estate data compilation and verification company